



WASHINGTON STATE UNIVERSITY  
**TRI-CITIES**

# Strategic Plan Dashboard

---

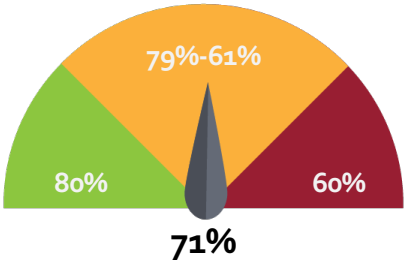
2020-2025



# Goal 1 | Student Success

Foster an inclusive environment supporting academic achievement and comprehensive student success

## WSU Tri-Cities Undergraduate Student Retention Rates-1st Year



Stakeholder: Yimo Liu

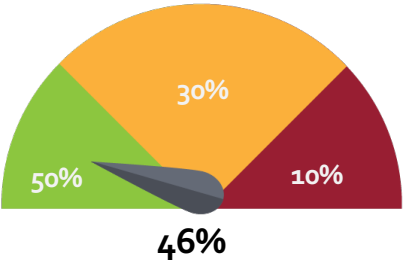
**Goal:** The goal first-year student retention rate is 80% in all disciplines, full-time students.

Currently, WSU Tri-Cities has a first-year retention rate of 71%

**Status:** YELLOW



## WSU Tri-Cities Graduation rate 4th year



Stakeholder: Yimo Liu

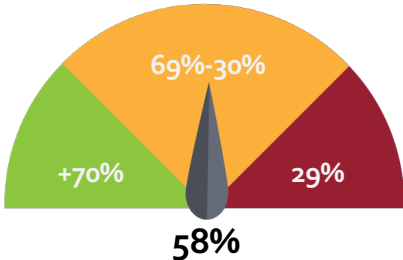
**Goal:** The goal for 4-year graduation rate is 40%. The 4-year public institutions' national graduation rates for 4 and 6 years are around 40% and 60%, respectively. \*Data Source: Ruffalo Noel Levitz (RNL) and National Center for Education Statistics (NCES)

Currently, WSU Tri-Cities is exceeding their goal with 46% of students graduating in 4 years.

**Status:** GREEN



## WSU Tri-Cities Graduation rate 6th year



Stakeholder: Yimo Liu

**Goal:** The goal for 6-year graduation rate is 70%. The 4-year public institutions' national graduation rates for 4 and 6 years are around 40% and 60%, respectively. \*Data Source: Ruffalo Noel Levitz (RNL) and National Center for Education Statistics (NCES)

Currently, WSU Tri-Cities has 58% of students graduating in 6 years.

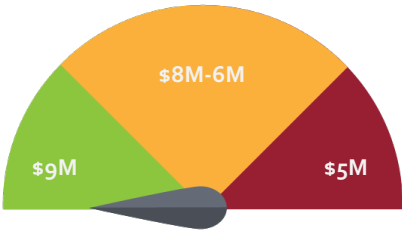
**Status:** YELLOW



# Goal 2 | Research & Scholarship

Elevate research and creative work in support of the WSU's land grant public R1 institution.

## Expenditures



\$9.4 million

Stakeholder: Grigory Ardashev

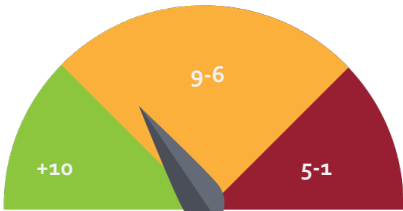
**Goal:** WSU Tri-Cities set a goal to record \$9M in research expenditures. Expenditures for research, outreach and other grants are reflected in this number.

In FY21 WSU Tri-Cities recorded \$9.4M in research expenditures.

Status: GREEN



## Research Grants Received



~8.5

Stakeholder: Grigory Ardashev

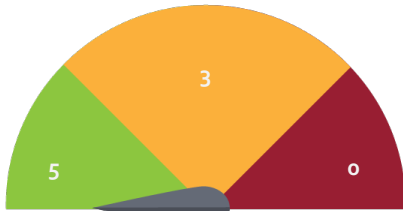
**Goal:** WSU Tri-Cities set a goal to be awarded 10 research grants in FY21.

In FY21, WSU Tri-Cities was awarded 8.5 research grants.

Status: YELLOW



## Outreach Grants Received



7

Stakeholder: Grigory Ardashev

**Goal:** WSU Tri-Cities set a goal to be awarded 5 outreach grants for FY21 and exceeded that goal.

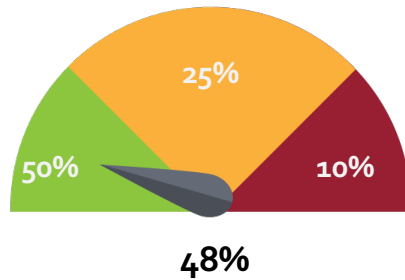
Status: GREEN



## Goal 3 | Accessibility & Equity

Promote access to and inclusivity within the campus community.

### Percentage of Students of Color Full-Time Students



Stakeholder: Yimo Liu

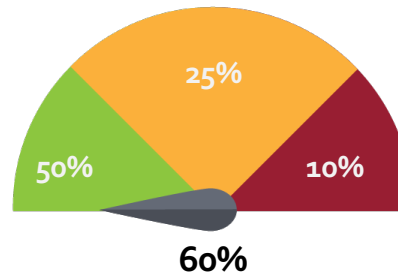
Report note: According to demographics from the Visit Tri-Cities website, [here](#), the Tri-Cities is a diverse community.

**Goal:** WSU Tri-Cities set a goal to attain 50% of our full-time student population as students of color.

**Status:** GREEN



### Percentage of Female Students



Stakeholder: Yimo Liu

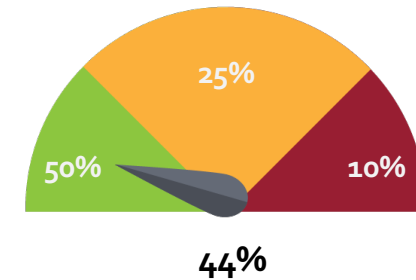
Report note: Student enrollment information <https://ir.wsu.edu/total-student-enrollment/>.

**Goal:** WSU Tri-Cities set a goal to have 50% of our full-time student population female. For fall 2021, the female student population is 60%.

**Status:** GREEN



### First-Generation



Stakeholder: Yimo Liu

Report note: Student enrollment information <https://ir.wsu.edu/total-student-enrollment/>.

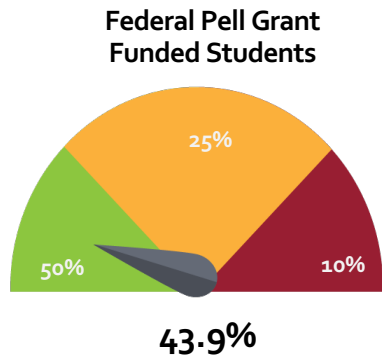
**Goal:** WSU Tri-Cities set a goal to have 40% of our full-time student population first-generation. For Fall 2021, the first-generation student population is 44%.

**Status:** GREEN



# Goal 3 | Accessibility & Equity

Promote access to and inclusivity within the campus community.

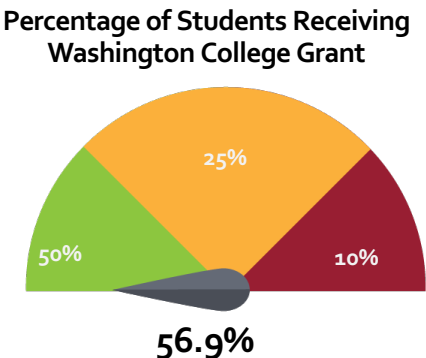


Stakeholder: Institutional Research

Report note: 43.9% of students for fall 2021 accepted Pell funding.

Goal: WSU Tri-Cities set a goal for 50% of our student body be Pell eligible students.

Status: YELLOW

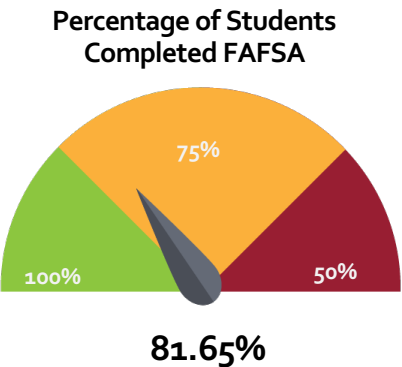


Stakeholder: Institutional Research

Report note: 56.9% of fall 2021 students received the Washington College Grant

Goal: WSU Tri-Cities set a goal to recruit 50% of the student body with those receiving the Washington College Grant.

Status: GREEN

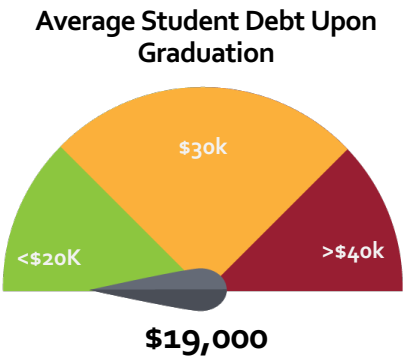


Stakeholder: Institutional Research

Report note: The data shows that 81.65% of our enrolled incoming freshman applied for financial aid through the FAFSA.

Goal: WSU Tri-Cities set a goal for 90% of students for fall 2021 to complete the FAFSA.

Status: YELLOW



Stakeholder: Institutional Research

Report note: Because many of our students receive the Washington College Grant, are Pell eligible, and available scholarships from the university, many of our students graduate with limited debt.

Goal: WSU Tri-Cities set a goal for students to complete their degree with less than \$20,000 in debt following graduation.

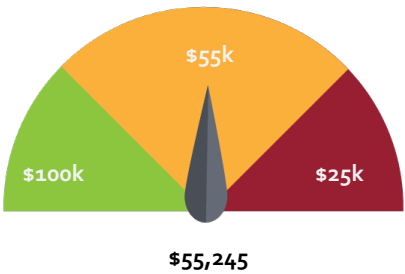
Status: GREEN



# Goal 4 | Regional & Community Engagement

Demonstrate our value to the community and leverage the distinctiveness of the region through engagement by students, faculty, and staff.

Alumni Giving



Stakeholder: Jaime Heppler,  
Senior Development Director

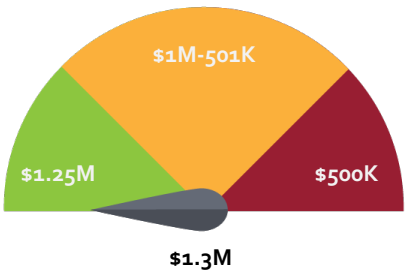
Report note: In FY21, alumni gave \$55,245 in cash gifts to WSU Tri-Cities.

Goal: \$100,000



Status: YELLOW

Philanthropy FY21



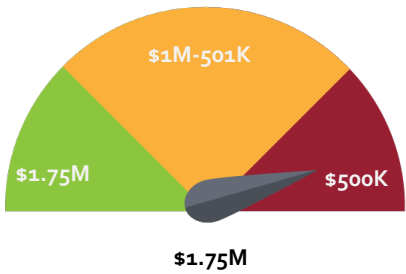
Stakeholder: Jaime Heppler,  
Advancement & Community Engagement

FY21 Goal: \$1.25M

Status: GREEN



Philanthropy FY22 YTD



Stakeholder: Jaime Heppler,  
Advancement & Community Engagement

FY22 Goal: \$1.75M

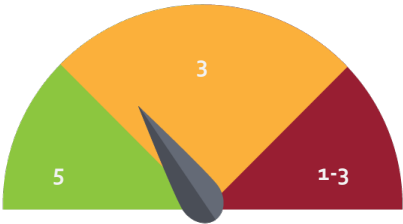
Status: RED



# Goal 5 | Campus Culture & Environment

Provide a vibrant culture of pride and an inclusive environment that promotes both collective and personal achievement.

## Student Satisfaction: Students have a sense of pride at WSU Tri-Cities



3.79

Stakeholder: Student Affairs

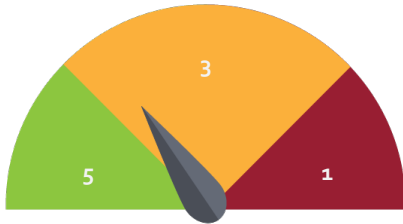
Report note: Responses taken from the WSU Tri-Cities Annual Spring Student Satisfaction Survey. Students rated each question between 1-5, 1 being the lowest and 5 being the highest rating.

Goal: 4

Status: YELLOW



## Student Satisfaction: There is a feeling of Community at WSU Tri-Cities



3.76

Stakeholder: Student Affairs

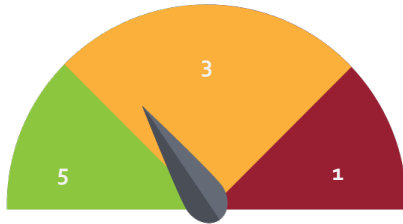
Report note: Responses taken from the WSU Tri-Cities Annual Spring Student Satisfaction Survey. Students rated each question between 1-5, 1 being the lowest and 5 being the highest rating.

Goal: 4

Status: YELLOW



## Employee Perception of Advancement of University Mission



3.67

Stakeholder: Debra McCormick, Human Resources

Report note: The employee engagement survey is typically evaluated every two years. The survey asked respondents to identify the extent to which their department approached the advancement of the University's mission, specifically as it related to the University's goals of accountability, innovation, creativity, openness, and collaboration.

Goal: 3.8

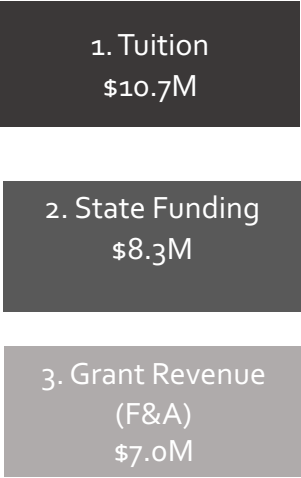
Status: YELLOW



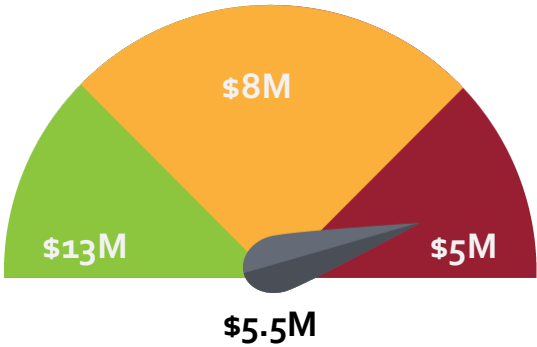
# Goal 6 | Institutional Effectiveness

Prioritize the strategic and efficient stewardship of resources.

WSU Tri-Cities  
Top 3 Sources of Revenue  
FY 22



Operating Reserves



Stakeholder: Finance & Administration

Report note: WSU Tri-Cities aims to hold \$5M in operating reserves to sustain the campus and to weather economic and enrollment downturns.

Goal: \$12.5M (6 months of operating expenditures)

Status: RED

